

Position Indication Switch Package

Models: All Curtain and Multi-Blade Damper Models


Application

Position indication packages provide a means for feedback of the dampers' blade position (whether the damper blade is in the FULL OPEN or FULL CLOSED position) via a set of two dry contacts. These switches are typically not rated for inductive loads, and as such are designed to control resistive loads.

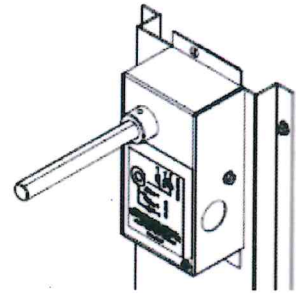
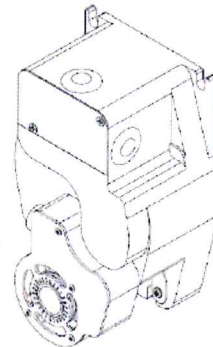
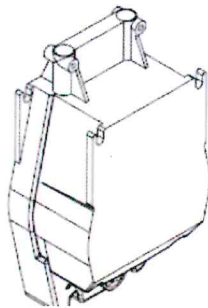
Per code, when position indication switches are required, there must be a switch at each master actuator. Therefore, if a damper assembly is multiple panels high, unless equipped with factory-mounted vertical interconnects, each horizontal run of jackshaft shall be equipped with a position indication switch. Likewise, each section of a multiple ship section assembly, or each section of a multi-blade fire damper or each panel of a curtain damper assembly shall be equipped with a position indication switch.

Dual Position Indication (DPI)

We use the term DPI to refer to the switches that can be ordered with a particular actuator model, whether it be a switch that is integral to the actuator, or it be an auxiliary switch that is added onto an actuator/jackshaft, or blade. When you select DPI, depending on the size and/or configuration of multi-blade damper you've selected, we'll select the appropriate type of switch based on the actuator that is required.



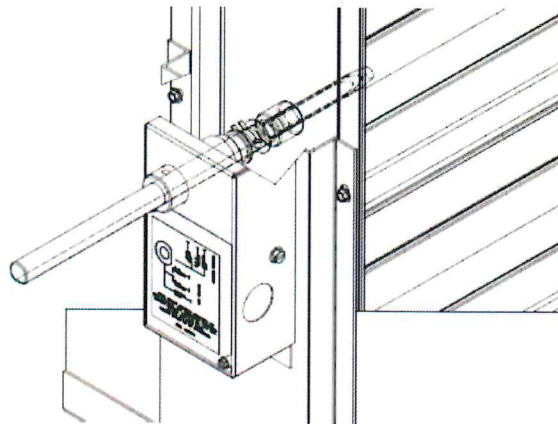
Integral Switches



Auxiliary Switches

PK1201

The PK1201 provides position indication via connection to a multi-blade damper's jackshaft or, in the case of a control damper, connection to an extended shaft when an actuator model with integral or auxiliary switches isn't available. Refer to SI-PK1200 for complete details.



Position Indication Switch Package

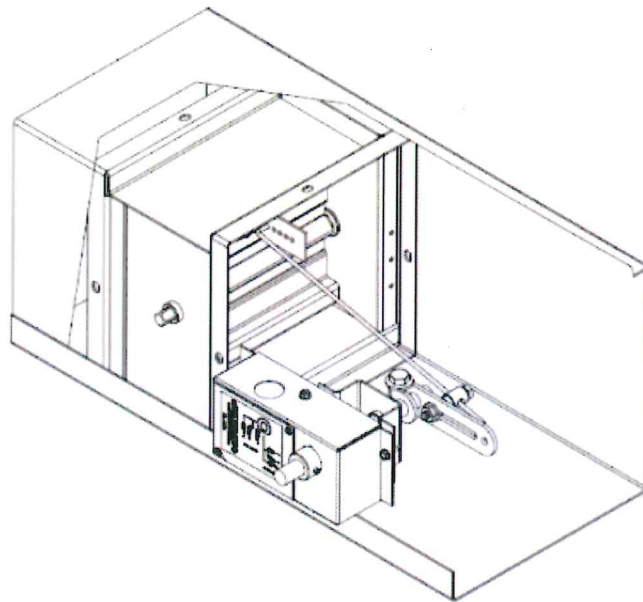
Models: All Curtain and Multi-Blade Damper Models

For control dampers, PK2001s will ship loose along with an extended shaft kit. For fire/smoke, multi-blade fire and smoke dampers, the PK1201 will be factory connected to the jackshaft and mounted externally on the side of the sleeve opposite the master actuator. When ordered with internal actuators and a PK1201, the PK1201 will be mounted internally on the side opposite the master actuator when space permits. When the damper is too narrow to fit both an actuator and the PK1201, the PK1201 will be mounted externally on the side of the sleeve opposite the master actuator. The PK1201 is not available if external left / external right (EL/ER) actuators are required (use the DPI or PK1200 in this case).



PK1200

The PK1200 provides position indication via a mechanical connection directly to the multi-blade damper's drive blade. Refer to SI-PK1200 for complete details.



PK1202

The PK1202 provides position indication for curtain style fire dampers. Refer to SI-PK1202 for complete details.

